

Scaled data based on original data using  
LM-79-08 Approved Method: Electrical and Photometric Measurements of Solid-  
State Lighting Products

Test Report Prepared for  
Cooper Lighting Solutions  
(formerly Eaton)

Brand: McGRAW-EDISON

Report Number: P200217

Luminaire Tested: **GWC-AF-01-LED-E1-T4W-1200**

Issue Date: 3/3/2020

**Test Information**

Test Method: LM-79-08  
Report Number: P200217  
TEST IS SCALED FROM IESNA LM-79-08 TEST DATA (P24147)  
Test Lab: INNOVATION CENTER P2  
Issue Date: 3/3/2020  
Manufacturer: COOPER LIGHTING SOLUTIONS (FORMERLY EATON)  
Product Line: MCGRAW-EDISON  
Catalog Number: GWC-AF-01-LED-E1-T4W-1200  
Description: GALLEON WALL LUMINAIRE  
(1) 70 CRI, 4000K, 1200mA LIGHTSQUARE WITH 16 LEDS EACH AND TYPE IV WIDE OPTICS  
Light Source: -  
Ballast/Driver: ELECTRONIC DRIVER

**Summary**

Lumens per Lamp: N/A  
Luminaire Lumens: 7083.9 lumens  
Efficiency: N/A  
Efficacy: 105.7 lumens/watt  
Luminous Opening: Rectangular (W 0.5' x L: 0.5' x H: 0')  
IES Classification: Type IV - Short - Semi-Cutoff  
BUG Rating: B1 - U0 - G2

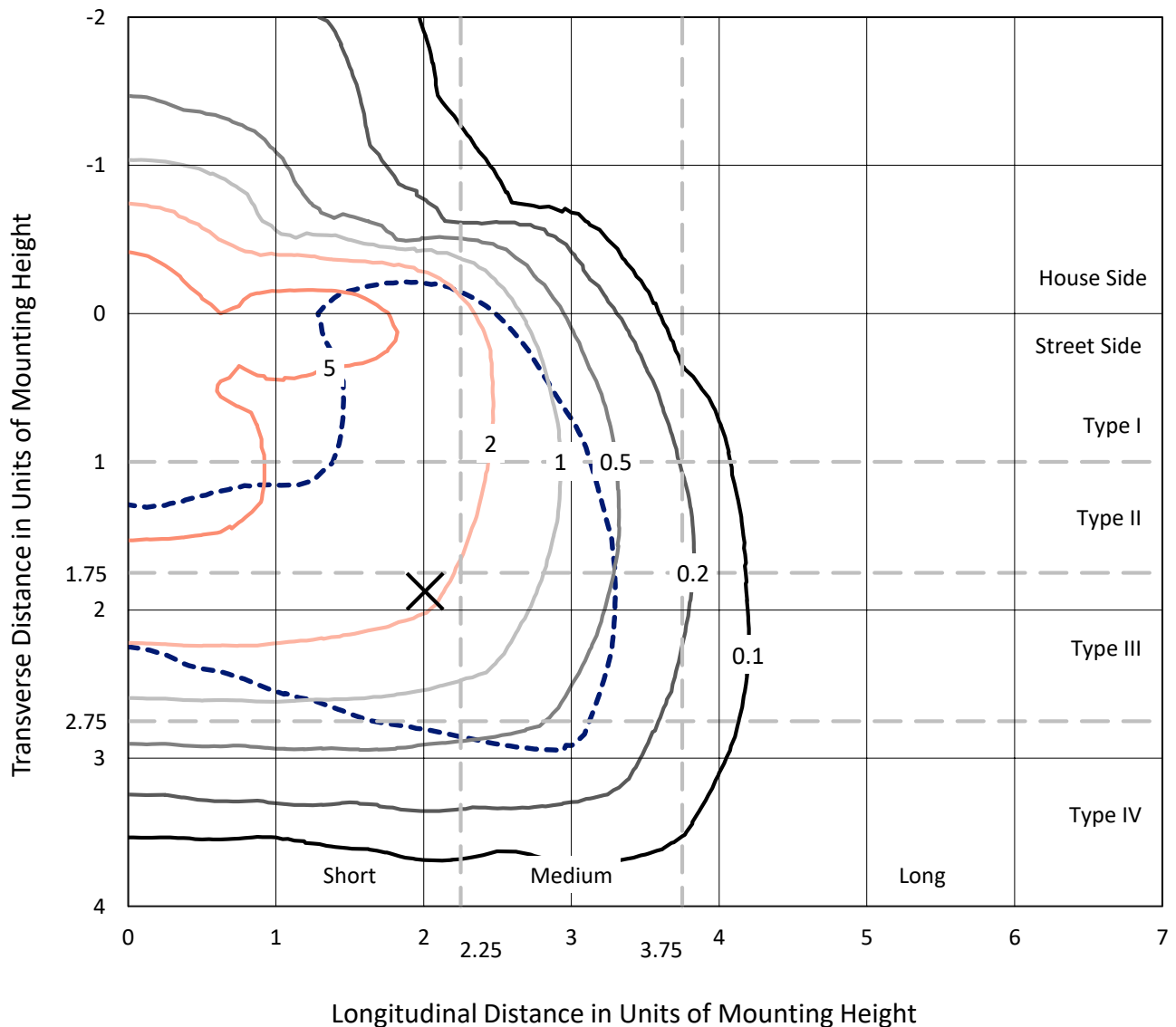
Input Watts (W): 67  
Input Voltage (V): NR  
Input Current (Ain): NR  
Voltage Rise (V): NR  
Power Factor: NR  
Total Harmonic Distortion (THDi): NR  
Frequency (hertz): 60  
Stabilization Time: NR  
Operation Time: NR  
Ambient Temperature (°C): NR  
Test Distance: 25 FT



REPORT NUMBER: P200217  
 CATALOG NUMBER: GWC-AF-01-LED-E1-T4W-1200

### Iso-Footcandle Lines of Horizontal Illumination

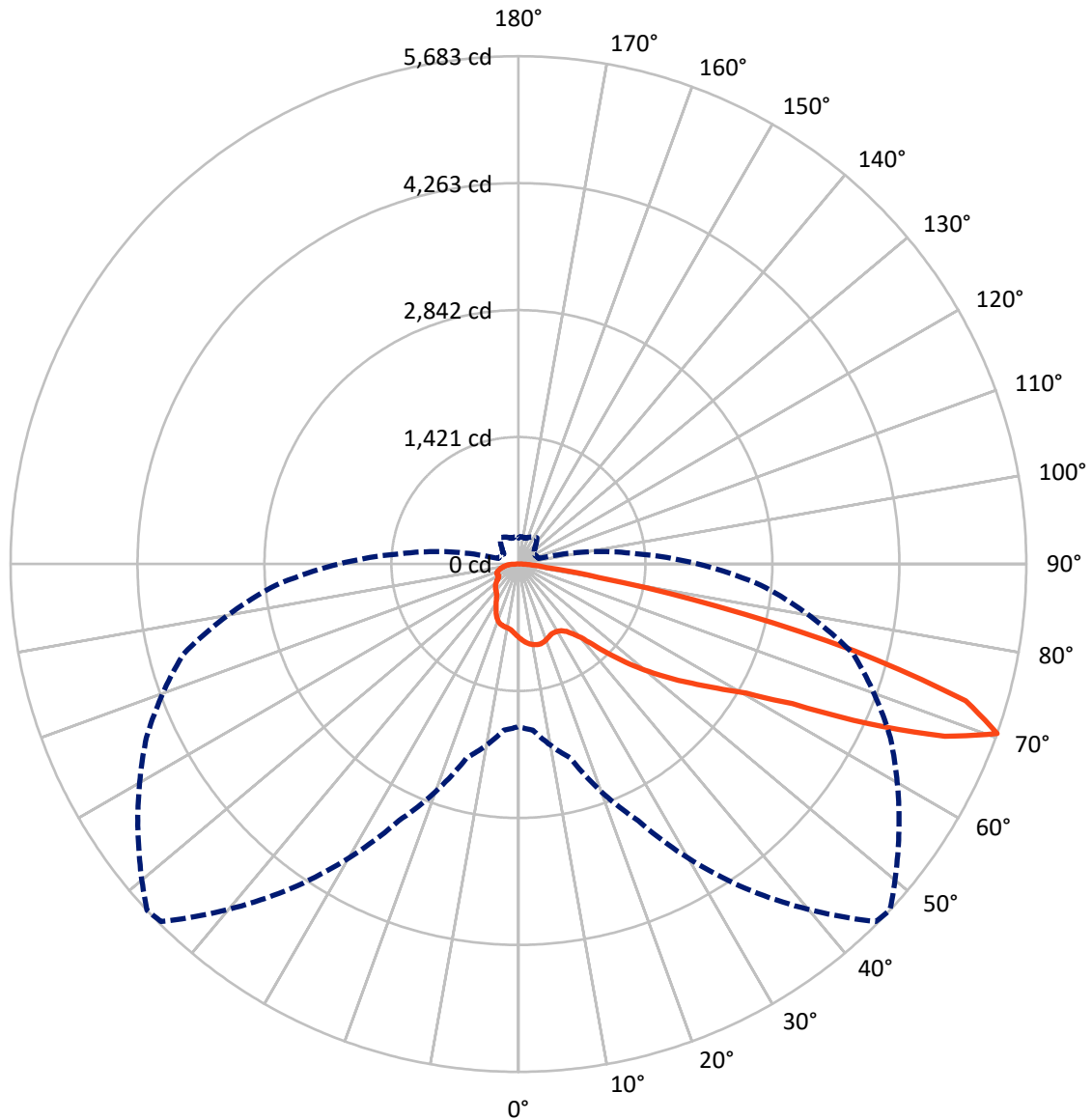
✕ Max cd  
 - - - 1/2 Max cd



Based on 10 foot mounting height. Maximum calculated value = 9.5 fc  
 Type IV - Short - Semi-Cutoff

REPORT NUMBER: P200217  
CATALOG NUMBER: GWC-AF-01-LED-E1-T4W-1200

### Luminous Intensity Polar Plot



— Vertical Plane Through 47-Deg Lateral    - - - Horizontal Cone Through 70-Deg Vertical

REPORT NUMBER: P200217

CATALOG NUMBER: GWC-AF-01-LED-E1-T4W-1200

**FLUX DISTRIBUTION:**

		Downward	Upward	Total
<b>House Side</b>	Lumens	1477.9	0.0	1477.9
	% Fixture	20.9	0.0	20.9
<b>Street Side</b>	Lumens	5606.1	0.0	5606.1
	% Fixture	79.1	0.0	79.1
<b>Total</b>	Lumens	7083.9	0.0	7083.9
	% Fixture	100.0	0.0	100.0

**Coefficient of Utilization**

**ZONAL LUMENS:**

Zone	Lumens	% Fixture
0°-10°	78.8	1.1
10°-20°	231.1	3.3
20°-30°	341.2	4.8
30°-40°	495.9	7.0
40°-50°	892.5	12.6
50°-60°	1546.2	21.8
60°-70°	2206.8	31.2
70°-80°	1132.9	16.0
80°-90°	158.6	2.2
90°-100°	0.0	0.0
100°-110°	0.0	0.0
110°-120°	0.0	0.0
120°-130°	0.0	0.0
130°-140°	0.0	0.0
140°-150°	0.0	0.0
150°-160°	0.0	0.0
160°-170°	0.0	0.0
170°-180°	0.0	0.0
0°-90°	7083.9	100.0
0°-180°	7083.9	100.0



REPORT NUMBER: P200217

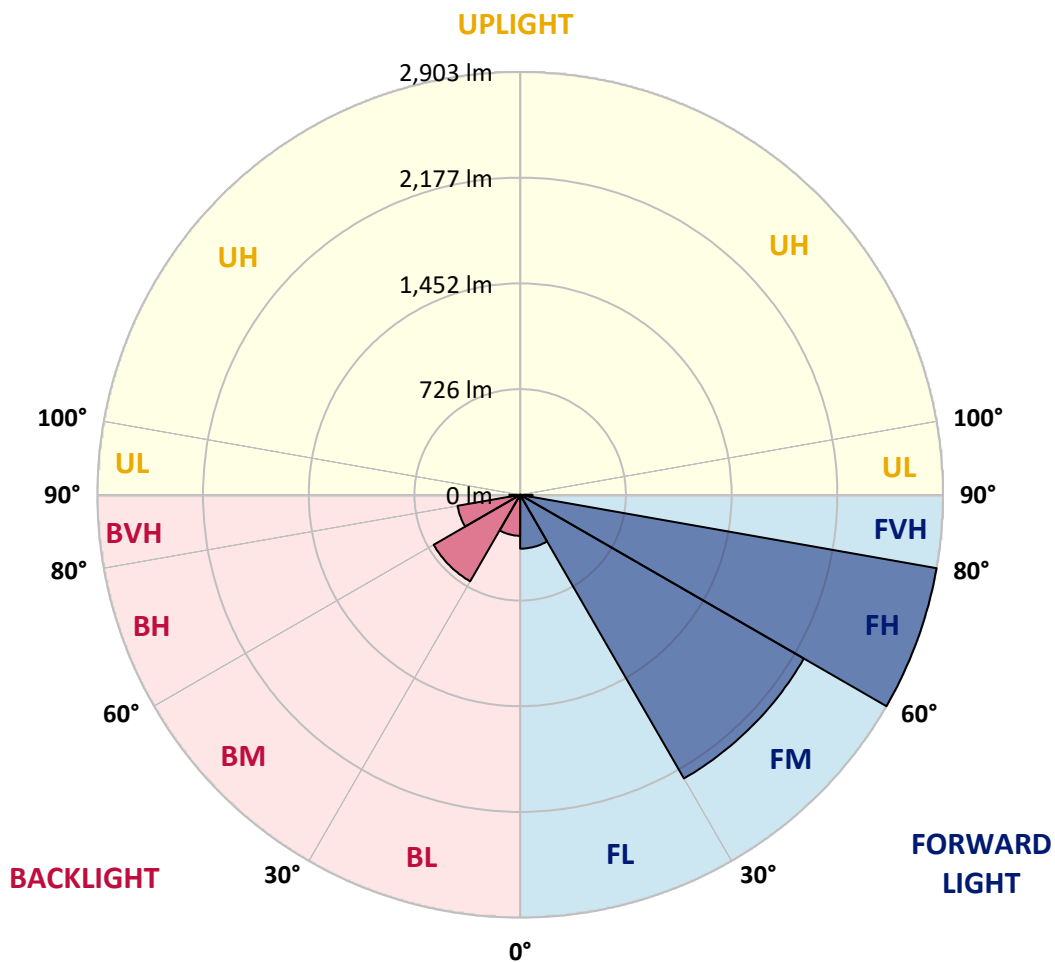
CATALOG NUMBER: GWC-AF-01-LED-E1-T4W-1200

**LUMINAIRE CLASSIFICATION SYSTEM LUMEN TABLE AND BUG RATING:**

Zone	Lumens	% Fixture	Zone Rating/Lumen Limit		
			B	U	G
FL (0°-30°)	369.6	5.2			
FM (30°-60°)	2248.6	31.7			
FH (60°-80°)	2903.2	41.0			G2/5000
FVH (80°-90°)	84.6	1.2			G1/100
BL (0°-30°)	281.4	4.0	B1/500		
BM (30°-60°)	686.0	9.7	B1/1000		
BH (60°-80°)	436.5	6.2	B1/500		G1/500
BVH (80°-90°)	74.0	1.0			G1/100
UL (90°-100°)	0.0	0.0		U0/0	
UH (100°-180°)	0.0	0.0		U0/0	

**BUG Rating: B1-U0-G2**

Type IV Short





REPORT NUMBER: P200217

CATALOG NUMBER: GWC-AF-01-LED-E1-T4W-1200

**CANDELA DISTRIBUTION (FULL):**

	0°	5°	15°	25°	35°	45°	47°	55°	65°	75°	85°
0°	821.9	821.9	821.9	821.9	821.9	821.9	821.9	821.9	821.9	821.9	821.9
2.5°	870.2	868.5	867.8	866.4	864.7	856.1	854.4	848.1	839.5	830.5	821.2
5°	927.4	927.1	923.3	916.4	905.3	886.4	881.9	866.7	846.4	826.7	807.1
7.5°	977.7	974.7	967.4	953.6	934.3	908.5	902.2	881.3	853.3	826.4	799.9
10°	1014.6	1012.9	997.1	978.0	952.9	924.3	917.1	893.6	863.0	828.9	795.8
12.5°	1035.6	1032.2	1013.9	991.1	961.2	933.2	926.1	902.2	867.8	828.9	789.9
15°	1034.2	1031.9	1013.5	988.8	958.4	934.0	927.4	903.7	866.7	825.4	782.4
17.5°	1006.7	1007.7	992.2	967.7	943.0	924.3	918.4	896.4	859.9	818.5	773.4
20°	958.4	963.2	952.9	931.2	917.4	904.7	900.9	882.3	849.2	808.5	763.7
22.5°	910.2	914.6	910.5	892.2	890.2	882.6	880.6	867.1	839.8	802.3	757.9
25°	874.7	878.8	878.1	862.2	868.5	868.2	866.4	859.9	837.8	802.3	758.9
27.5°	865.0	866.4	865.0	850.6	859.2	866.0	864.7	863.7	844.0	812.3	772.0
30°	898.2	896.0	885.4	856.1	864.0	873.7	872.3	873.0	862.7	838.5	801.3
32.5°	1030.1	1020.8	987.0	904.7	883.6	888.8	889.5	900.9	902.7	878.8	846.8
35°	1227.6	1217.2	1173.5	1034.9	944.7	926.7	926.7	944.0	954.3	936.7	917.4
37.5°	1436.8	1425.4	1402.0	1215.6	1072.9	992.6	990.8	1002.9	1017.7	1021.8	1026.6
40°	1674.6	1662.5	1669.0	1418.2	1251.7	1106.6	1082.2	1073.6	1113.5	1140.1	1178.6
42.5°	1934.8	1929.3	1931.6	1643.9	1455.4	1277.3	1242.4	1198.0	1246.2	1293.4	1374.4
45°	2175.7	2180.5	2178.1	1885.5	1682.1	1485.4	1448.5	1362.4	1409.5	1490.5	1622.5
47.5°	2386.6	2366.6	2397.6	2149.5	1936.1	1718.4	1672.8	1557.4	1605.3	1705.3	1928.6
50°	2642.7	2639.9	2594.4	2501.7	2243.2	1952.4	1892.8	1759.1	1833.4	1972.4	2314.2
52.5°	2911.8	2861.8	2820.2	2775.7	2568.9	2192.2	2119.1	1960.0	2101.6	2276.3	2784.3
55°	2967.0	2944.6	2996.2	3071.0	2882.9	2441.4	2356.3	2211.8	2403.5	2623.7	3326.4
57.5°	3084.8	3084.5	3191.3	3324.7	3206.1	2705.7	2619.9	2516.2	2742.9	3021.8	3901.9
60°	3164.5	3186.8	3385.4	3644.2	3523.6	3011.1	2932.2	2867.3	3128.9	3466.7	4438.2
62.5°	3206.1	3236.5	3507.4	3773.8	3972.3	3519.5	3440.5	3347.1	3639.7	3954.7	4751.8
65°	3032.8	3092.4	3488.4	3885.8	4365.1	4343.4	4308.0	4143.9	4278.3	4340.4	4638.5
67.5°	2553.1	2614.0	3075.2	3781.3	4645.7	5138.2	5145.7	4865.6	4671.2	4373.4	3899.9
70°	1819.0	1866.9	2248.4	3170.3	4432.0	5657.5	5683.4	5198.1	4592.9	3878.5	2724.7
72.5°	863.7	892.9	1254.1	2063.3	3517.0	5183.7	5233.6	4773.6	3905.4	2871.5	1486.4
75°	317.4	326.3	423.9	877.8	2039.9	3822.7	3881.6	3421.9	2588.9	1429.6	566.2
77.5°	190.3	196.1	237.8	370.5	802.3	2185.0	2272.2	1861.1	1131.5	532.1	278.4
80°	133.0	137.2	170.6	230.6	379.1	832.7	910.2	759.5	450.8	336.8	202.6
82.5°	89.9	92.1	119.9	155.8	252.0	297.4	320.9	337.8	303.9	250.5	128.6
85°	58.9	61.0	81.3	102.7	160.3	153.7	157.1	198.9	222.0	170.2	71.3
87.5°	33.8	35.2	48.9	54.8	78.6	65.2	65.8	104.8	142.0	114.8	43.4
90°	0.0	0.0	0.0	0.0	0.0	0.0	0.0	0.0	0.0	0.0	0.0



REPORT NUMBER: P200217

CATALOG NUMBER: GWC-AF-01-LED-E1-T4W-1200

**CANDELA DISTRIBUTION (continued):**

	90°	95°	105°	115°	125°	135°	145°	155°	165°	175°	180°
0°	821.9	821.9	821.9	821.9	821.9	821.9	821.9	821.9	821.9	821.9	821.9
2.5°	818.9	814.4	804.3	798.2	792.3	790.9	788.5	788.2	787.9	787.9	786.9
5°	800.6	793.0	777.5	768.8	761.7	761.0	760.6	762.3	763.0	763.7	762.7
7.5°	788.9	778.6	759.2	746.9	738.2	736.1	739.6	747.5	752.7	754.7	753.7
10°	781.6	768.8	746.4	733.0	725.8	724.8	729.3	738.6	749.2	753.4	753.0
12.5°	773.4	758.9	735.1	721.0	716.9	718.9	724.8	733.4	744.4	750.9	751.4
15°	765.1	748.2	723.7	711.4	709.6	712.4	717.9	724.5	733.0	739.6	740.3
17.5°	755.1	737.5	713.1	700.3	698.9	700.3	700.6	704.1	709.6	715.8	717.5
20°	744.4	726.5	701.0	688.2	682.0	676.5	670.3	671.1	672.7	678.9	680.3
22.5°	736.8	718.9	691.7	674.1	657.6	641.0	628.6	626.9	627.6	632.8	634.4
25°	737.5	718.5	689.3	659.0	622.8	596.2	579.7	576.9	576.5	580.3	582.8
27.5°	750.9	732.0	698.3	643.4	584.8	545.5	527.9	525.9	523.1	524.2	526.9
30°	780.9	763.3	720.0	627.6	543.8	495.9	477.6	475.6	471.8	470.0	472.2
32.5°	829.9	815.4	751.7	612.4	502.8	453.6	435.0	430.5	428.0	426.0	427.7
35°	911.2	905.0	794.0	595.9	466.7	420.8	404.0	397.0	393.5	397.4	400.1
37.5°	1038.7	1042.2	849.6	570.0	438.7	399.1	384.9	377.1	371.8	375.0	378.1
40°	1219.4	1221.7	910.8	533.5	414.6	386.4	371.1	364.0	356.7	351.2	350.9
42.5°	1456.5	1431.9	971.2	493.9	386.7	378.4	361.5	352.6	341.6	326.3	323.3
45°	1737.7	1651.9	1017.0	448.4	355.3	368.8	350.9	338.4	321.2	304.6	302.9
47.5°	2061.7	1888.0	1039.4	401.2	326.0	354.7	337.8	318.1	296.3	288.2	287.0
50°	2457.2	2168.1	1050.1	355.3	300.5	336.0	318.8	295.7	277.4	275.7	274.7
52.5°	2907.7	2505.2	1053.5	317.7	279.5	311.9	303.3	280.9	266.4	267.8	267.8
55°	3379.1	2853.2	1006.7	290.5	260.2	287.0	293.0	275.0	263.0	268.4	270.6
57.5°	3812.0	3161.7	859.2	269.5	241.9	268.1	289.2	280.5	272.3	294.7	296.0
60°	4144.3	3344.0	641.7	250.5	228.5	261.6	299.1	301.6	303.6	357.0	364.3
62.5°	4213.8	3283.4	441.1	235.7	222.3	267.1	317.4	317.7	315.4	352.6	357.0
65°	3894.4	2899.8	320.9	227.5	217.1	277.1	332.9	325.7	309.9	338.1	329.8
67.5°	3092.8	2184.6	267.1	221.3	209.5	276.4	349.4	332.9	306.7	331.2	317.7
70°	2007.5	1321.0	237.8	216.0	200.6	263.3	359.2	332.3	297.8	308.1	292.3
72.5°	979.5	590.8	218.2	208.5	191.3	245.0	358.7	326.0	288.5	287.8	279.2
75°	383.2	270.6	200.2	197.1	175.4	224.3	349.1	317.1	277.4	266.4	263.3
77.5°	224.3	193.0	177.5	180.2	156.5	203.7	335.0	301.6	262.3	249.2	245.7
80°	163.4	144.4	151.3	155.8	133.7	183.0	316.0	282.6	245.4	252.0	247.1
82.5°	104.8	93.1	122.7	127.2	111.3	161.9	295.3	262.6	221.6	201.3	196.4
85°	53.4	58.9	91.3	96.9	85.8	133.0	270.2	236.1	194.8	167.5	170.2
87.5°	30.0	40.3	58.2	65.2	60.7	102.4	219.2	194.8	158.9	129.2	113.8
90°	0.0	0.0	0.0	0.0	0.0	0.0	0.0	0.0	0.0	0.0	0.0

(END OF REPORT)